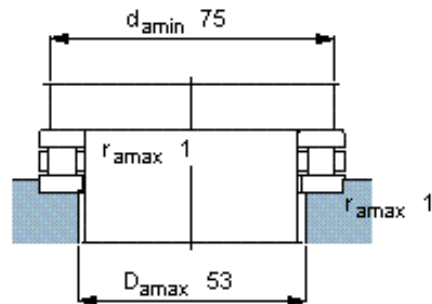
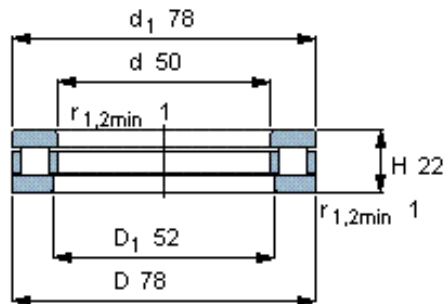
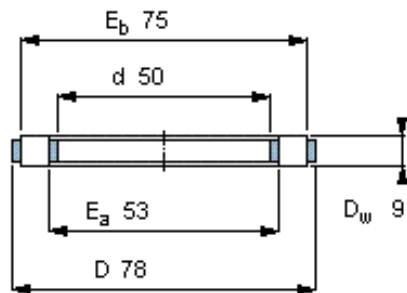


Principal dimensions			Basic load ratings		Speed ratings		Designations	
d	D	H	dynamic C	static C0	Reference speed	Limiting speed	Complete bearing	Roller and cage thrust assembly
mm			kN		r/min		-	
50	78	22	91,5	300	1700	3400	81210 TN	K 81210 TN

Complete bearing



Roller and cage thrust assembly



K 81210 TN

Mass kg 0,098

Appropriate components

Shaft washer
WS 81210

Housing washer
GS 81210

